



240-J-P-EP-ST-CMM-1



240-J-P-EP-ST-CM-2



240-J-P-EP-ST-CM-1



240-J-P-EP-ST-CMM-2

240 SERIES

2.40 mm COMPRESSION JACK TO 50 GHz

SPECIFICATIONS

For complete specifications
and assembly instructions see
www.samtec.com?240

Shell Material:

Stainless Steel

Socket:

Copper Alloy

Impedance:

50Ω

Frequency Range:

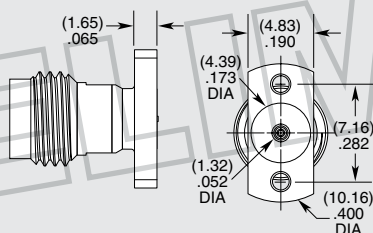
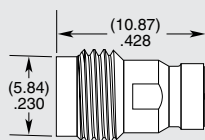
DC to 50 GHz

Passivated Stainless Steel
outer contact and shell

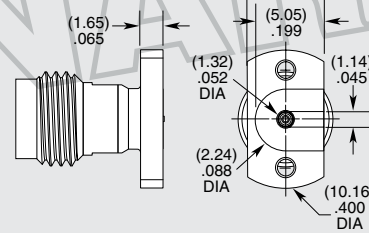
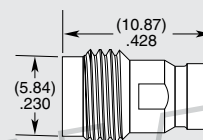
Optional
screws

Performance
up to 50 GHz

240	GENDER	TYPE	PLATING	ORIENTATION	TERMINATION	OPTION
	-J = Jack	-P = PCB Mount	-EP = 50 μ" (1.27 μm) Gold center contact, Passivated outer contact	-ST = Straight	-CM = Compression Mount -CMM = Compression Mount Microstrip	-1 = Without Screws -2 = With Screws



240-J-P-EP-ST-CM-X SHOWN



240-J-P-EP-ST-CMM-X SHOWN

Due to technical progress, all designs, specifications and components are subject to change without notice.

WWW.SAMTEC.COM

All parts within this catalog are built to Samtec's specifications.

Customer specific requirements must be approved by Samtec and identified in a Samtec customer-specific drawing to apply.